




Andreas Mantegna: Mannerist period c. 1500


Mantegna's formulaic approach though correct in its perspective may look oddly disproportionate. To alleviate this visual anomaly many "graphic artists" have opted to exaggerate the form in order to accentuate the closeness of an object or form to heighten the drama.

Use this as a guide (if necessary), as we discussed in class in the work to be turned in.

1. Create a frame outline that is the container for the "cell". (this is required)
2. If necessary, pencil lightly the area that the form will occupy within the frame. This can be used as a wire frame "blueprint" to assist in page and type composition. Roughing in the area it will occupy will assist you with visualization.




3. Fill in details: and type...
4. Ink the finished piece with marker, brush or pen. (your choice)  
(use crosshatching, wash or block in areas of black for contrast.)




Reed Crandall for Creepy Magazine





Chris Ware



Chris Ware



Hannah Berry